

# CCR Rule Report: Periodic Inflow Design Flood Control System Plan

West Emergency Pond  
Laramie River Station  
Wheatland, Wyoming


Basin Electric Power Cooperative  
Bismarck, North Dakota


Project number: 60665977


October 12, 2021

### Quality information

**Prepared by**  
  
Paulo Florio  
Geotechnical Staff

**Checked by**  
  
Michael Caruso, PE (MO)  
Civil Engineer

**Verified by**  
  
Jeremy Thomas, PE  
Associate

**Approved by**  
  
Jeremy Thomas, PE  
Associate

### Revision History

Revision	Revision date	Details	Authorized	Name	Position

### Distribution List

# Hard Copies	PDF Required	Association / Company Name

**Prepared for:**

Basin Electric Power Cooperative  
Bismarck, North Dakota

**Prepared by:**

AECOM  
2985 South Ridge Road, Suite B  
Green Bay, Wisconsin 54304  
aecom.com

Copyright © 2021 by AECOM

All rights reserved. No part of this copyrighted work may be reproduced, distributed, or transmitted in any form or by any means without the prior written permission of AECOM.

## Table of Contents

1.	Introduction .....	5
2.	Hydrologic and Hydraulic Analyses .....	6
2.1	Inflow Design Flood Control Systems (§ 257.82(a)) .....	6
2.2	Discharge from the CCR Unit (§ 257.82(b)).....	6
3.	Certification Statement.....	8

## 1. Introduction

This Coal Combustion Residual (CCR) Rule Report documents that the periodic inflow design flood control system plan for West Emergency Pond at the Basin Electric Power Cooperative Laramie River Station meets the requirements specified in 40 Code of Federal Regulations (CFR) § 257.82.

The West Emergency Pond is an existing CCR surface impoundment as defined by 40 CFR § 257.53. Initial inflow design flood control system plan for the West Emergency Pond was completed on October 13, 2016. The CCR Rule<sup>1</sup> requires that a periodic inflow design flood control system plan for an existing CCR surface impoundment be prepared every five years. The date of completion of the initial assessment is the basis for establishing the deadline to complete the first subsequent assessment. Therefore, this first Periodic Inflow Design Flood Control System Assessment has been completed by October 12, 2021. The plan must document how the inflow design flood control system has been designed and constructed to meet the requirements of 40 CFR § 257.82.

The owner or operator of the CCR unit must obtain a certification from a qualified professional engineer stating that the inflow design flood control system meets the requirements of 40 CFR § 257.82.

The owner or operator must prepare a periodic inflow design flood control system plan every five years.

---

<sup>1</sup> U.S. Environmental Protection Agency (USEPA) (2015). *Hazardous and Solid Waste Management System; Disposal of Coal Combustion Residuals From Electric Utilities; Final Rule*, 40 CFR Part 257. Federal Register, Volume 80, Subpart D, April 17, 2015.

## 2. Hydrologic and Hydraulic Analyses

### 40 CFR § 257.82

*(a) The owner or operator of an existing ... CCR surface impoundment ... must design, construct, operate, and maintain an inflow design flood control system as specified in paragraphs (a)(1) and (2) of this section.*

*(1) The inflow design flood control system must adequately manage flow into the CCR unit during and following the peak discharge of the inflow design flood specified in paragraph (a)(3) of this section.*

*(2) The inflow design flood control system must adequately manage flow from the CCR unit to collect and control the peak discharge resulting from the inflow design flood specified in paragraph (a)(3) of this section.*

*(3) The inflow design flood is:*

*(i) For a high hazard potential CCR surface impoundment, ..., the probable maximum flood;*

*(ii) For a significant hazard potential CCR surface impoundment, ..., the 1,000-year flood;*

*(iii) For a low hazard potential CCR surface impoundment, ..., the 100-year flood; or*

*(iv) For an incised CCR surface impoundment, the 25-year flood.*

*(b) Discharge from the CCR unit must be handled in accordance with the surface water requirements under § 257.3-3.*

Analyses completed for the hydrologic and hydraulic assessments of the West Emergency Pond are described in the following subsections. Data and analysis results in the following subsections are based on information shown on design drawings, construction information, topographic surveys, and information about operational and maintenance procedures provided by Basin Electric Power Cooperative. The analysis approach and results of the hydrologic and hydraulic analyses are presented in the following subsections.

At this time, as determined under 40 CFR § 257.73(a)(2), the West Emergency Pond is considered to have a significant hazard potential classification.

### 2.1 Inflow Design Flood Control Systems (§ 257.82(a))

In accordance with the requirements of 40 CFR § 257.82(a)(3), a Periodic Inflow Design Flood Control System Plan was developed for the West Emergency Pond. This was accomplished by evaluating the effects of a 24-hour duration design storm for the 1,000-year Inflow Design Flood (IDF) using an AutoCAD Civil3D computer model. The computer model evaluated the ability of the West Emergency Pond to collect and control the 1,000-yr IDF under existing operational and maintenance procedures. Rainfall data for the 1,000-yr IDF was obtained from the Applied Weather Associates (AWA) Probable Maximum Precipitation (PMP) study for Wyoming, which supersedes values provided in Hydrometeorological Reports (HMRs) 49, 51, 55A, and 57. The rainfall depth given in the AWA PMP study is 5.8 inches.

The Civil3D model results for the West Emergency Pond indicate that the CCR unit has sufficient storage capacity to adequately manage inflows during peak discharge conditions created by the 1,000-yr IDF. The peak water surcharge elevation is 4539.5 feet during the IDF based on a starting water surface elevation of 4539.0 feet, and the minimum crest elevation of the West Emergency Pond dike is 4542.0 feet; therefore, overtopping is not expected.

Based on this evaluation, the West Emergency Pond meets the requirements in § 257.82(a).

### 2.2 Discharge from the CCR Unit (§ 257.82(b))

Note that § 257.82(b) references 40 CFR § 257.3-3, which states the following:

*(a) For purposes of section 4004(a) of the Act, a facility shall not cause a discharge of pollutants into waters of the United States that is in violation of the requirements of the National Pollutant Discharge Elimination System (NPDES) under section 402 of the Clean Water Act, as amended.*

*(b) For purposes of section 4004(a) of the Act, a facility shall not cause a discharge of dredged material or fill material to waters of the United States that is in violation of the requirements under section 404 of the Clean Water Act, as amended.*

*(c) A facility or practice shall not cause non-point source pollution of waters of the United States that violates applicable legal requirements implementing an areawide or Statewide water quality management plan that has been approved by the Administrator under section 208 of the Clean Water Act, as amended.*

*(d) Definitions of the terms Discharge of dredged material, Point source, Pollutant, Waters of the United States, and Wetlands can be found in the Clean Water Act, as amended, 33 U.S.C. 1251 et seq., and implementing regulations, specifically 33 CFR part 323 (42 FR 37122, July 19, 1977).*

The evaluation of discharge was based on review of design drawings, operational and maintenance procedures, conditions observed in the field by AECOM, and the inflow design flood control system plan developed per § 257.82(a).

Based on this evaluation, the West Emergency Pond does not discharge into waters of the United States. Discharge from the West Emergency Pond is pumped to the Laramie River Station for use in plant operations. Hydraulic and hydrologic analyses performed as part of the periodic inflow design flood control system plan found that the West Emergency Pond adequately manages outflow during the 1000-year IDF, as overtopping of the West Emergency Pond embankments is not expected.

Therefore, discharge into waters of the United States is not expected, and the West Emergency Pond meets the requirements in § 257.82(b).

### 3. Certification Statement

**CCR Unit:** Basin Electric Power Cooperative; Laramie River Station; West Emergency Pond

I, Jeremy Thomas , being a Registered Professional Engineer in good standing in the State of Wyoming, do hereby certify, to the best of my knowledge, information, and belief that the information contained in this CCR Rule Report has been prepared in accordance with the accepted practice of engineering. I certify, for the above referenced CCR Unit, that the initial inflow design flood control plan dated October 12, 2021 meets the requirements of 40 CFR § 257.82.

Jeremy Thomas

Printed Name

October 12, 2021

Date

